

Bioland Training Manual-5

Changing the structure of a Bioland site

Presenter

Affiliation

Event / Date / Location

DRAFT DOCUMENT



Changing the Structure of a Bioland Site



- In Manual 1 on the “overview of a Bioland site” the different sections of the homepage were described. In this manual you will learn how to change the different menus, the homepage and how to add landing pages.
- This manual is intended for content managers and site managers

DRAFT DOCUMENT

Changing the Structure of a Bioland Site



There are 6 different types of standard Menus in a Bioland site :

- 1. Main Menu
- 2. Bioland Footer – Quick Links
- 3. Bioland Footer – CBD Links
- 4. Bioland Footer - Country Specific Links
- 5. Bioland Footer - Social Media
- 6. Bioland - Page Bottom

DRAFT DOCUMENT

Changing the Structure of a Bioland Site

First log in to the site with your account that has a CM or SM role

Manage Search handekoeljer@gmail.com

Content Structure Configuration

Structure

My account » Administration » Configuration » Development

Before making any changes, make sure to read the Bioland documentation available here.

Entityqueries
Manage entity queries.

Menus
Manage menus and menu links.

Taxonomy
Manage tagging, categorization, and classification of your content.

Webforms
Create webforms and manage submissions.

Hover over **Structure** to see the different submenus
or Click on **Structure** to see the different submenus
and click on **Menus**

Changing the main menu of a Bioland Site

DRAFT DOCUMENT

Changing the Main menu of a Bioland Site

Content Structure Configuration

Menus

My account » Administration » Configuration » Development

✓ Before making any changes, make sure to read the Bioland documentation available [here](#).

+ Add menu

TITLE	DESCRIPTION	OPERATIONS
Bioland -- Main menu	This is your website's main menu displayed under the header	Edit menu ▼
Bioland – Footer – CBD Links	Links to www.cbdcnt pages related to CHM	Edit menu ▼
Bioland – Footer – Country Specific links	Bioland related links,	Edit menu ▼
Bioland – Footer – Quick links	Keep here links to the most popular sections of your website	Edit menu ▼
Bioland – Footer – Social Media	Social media links,	Edit menu ▼
Bioland – Page Bottom	Menu shown on all pages at the bottom of the pages (About, Copyright etc.)	Edit menu ▼

Click on **Edit menu** of **Bioland - Main Menu**

Changing the Main menu of a Bioland Site



+ Biodiversity	<input checked="" type="checkbox"/>	Edit ▾
+ Biodiversity overview	<input checked="" type="checkbox"/>	Edit ▾
+ Biodiversity Overview (disabled)	<input type="checkbox"/>	Edit ▾
+ Ecosystems	<input checked="" type="checkbox"/>	Edit ▾
+ Protected areas	<input checked="" type="checkbox"/>	Edit ▾
+ GBIF Stats	<input checked="" type="checkbox"/>	Edit ▾
+ Bulletin Scientifique sur l'Environnement et la Biodiversité	<input checked="" type="checkbox"/>	Edit ▾
+ Implementation	<input checked="" type="checkbox"/>	Edit ▾
+ National targets	<input checked="" type="checkbox"/>	Edit ▾

You can change the order of the items of the submenus by dragging the arrows

We will drag GBIF stats above Protected area

+ Biodiversity Overview (disabled)	<input type="checkbox"/>	Edit ▾
+ Ecosystems	<input checked="" type="checkbox"/>	Edit ▾
+ GBIF Stats*	<input checked="" type="checkbox"/>	Edit ▾
+ Protected areas	<input checked="" type="checkbox"/>	Edit ▾
+ Bulletin Scientifique sur l'Environnement et la Biodiversité	<input checked="" type="checkbox"/>	Edit ▾

GBIF Stats has been moved.
There is an * to indicate that
you have to **Save** your changes
before the move will take effect



Changing the Main menu of a Bioland Site

GBIF stats before the move

GBIF Stats has been moved.

DRAFT DOCUMENT

The image displays two side-by-side screenshots of a Bioland website interface, illustrating a menu change. The left screenshot shows the 'Biodiversity' section with a list of links: 'Biodiversity overview', 'Biodiversity Overview (disabled)', 'Ecosystems', 'Protected areas', 'GBIF Stats', 'Bulletin Scientifique sur l'Environnement et la Biodiversité', 'Implementation', 'National targets', 'Biodiversity Overview (disabled)', 'Ecosystems', 'GBIF Stats', 'Protected areas', and 'Bulletin Scientifique sur l'Environnement et la Biodiversité'. A red box highlights 'GBIF Stats' with an arrow pointing to the text 'GBIF stats before the move'. The right screenshot shows the same site with a green navigation bar containing 'HOME', 'ABOUT US', 'BIODIVERSITY', and 'IMPLEMENTATION'. A dropdown menu for 'BIODIVERSITY' is open, showing 'Biodiversity overview', 'Ecosystems', 'Protected areas', 'GBIF Stats', and 'Bulletin Scientifique sur l'Environnement et la Biodiversité'. A red box highlights 'GBIF Stats' with an arrow pointing to the text 'GBIF Stats has been moved.'.

Adding an item in the Submenu

DRAFT DOCUMENT

Adding an item in the submenu

You should always make a plan of how you want to organize your Main Menu before adding items to the Main Menu or submenus !

There are 2 ways to add a submenu item in the Main Menu

1. Use the **+ADD link** when **editing** the **Main Menu** (We will not show this option as it isn't the right way to add a submenu item to the Main Menu)

2. When **editing** a **published** item you can use the **Menu Settings**



Published
Last saved: 11/09/2020 - 16:27
Author: hdekoeijer@naturalsciences.be

► MENU SETTINGS

► TRANSLATION

▼ URL ALIAS

☐ Generate automatic URL alias
Uncheck this to create a custom alias below.

URL alias
/biodiversity/bulletin-scientifique-environnement-t

Specify an alternative path by which this data can be accessed. For example, type "/about" when writing an about page.

Adding an item in the submenu

My account » Administration » Configuration » Development

Language: English

We will add this web page to the Main menu item Biodiversity

Title *

Bulletin Scientifique sur l'Environnement et la Biodiversité

ELEMENTS

Content HTML

1. Click on Menu Settings

Remove

CONTENT

Depuis Novembre 2006, le CHM-Burundais a initié plusieurs activités p l'information en matière de biodiversité. Il a créé le Bulletin Scientifique

2. Click on the box to provide a menu link

Published
Last saved: 11/09/2020 - 16:27
Author: hdekoeijer@naturalsciences.be

MENU SETTINGS

TRANSLATION

URL ALIAS

☐ Generate automatic URL alias
Uncheck this to create a custom alias below.

URL alias

/biodiversity/bulletin-scientifique-environnement-t

Published
Last saved: 11/09/2020 - 16:27
Author: hdekoeijer@naturalsciences.be

MENU SETTINGS

☐ Provide a menu link

TRANSLATION

Adding an item in the submenu

Published
Last saved: 11/09/2020 - 16:27
Author: hdekoeijer@naturalsciences.be

▼ MENU SETTINGS

☒ Provide a menu link

Menu link title
Bulletin Scientifique sur l'Environnement et la Biodiversité

Description
Shown when hovering over the menu link.

Parent item
<Bioland -- Main menu>

Weight
0

Menu links with lower weights are displayed before links with higher weights.

Show row weights

Remove

Show row weights

1. Click on **Parent item**, a list will show

2. We will add it as a sub-menu item under **Biodiversity**

-- YouTube
-- LinkedIn
<Bioland -- Main menu>
-- Home
-- About Us
---- About this website
---- Convention on Biological
---- Cartagena Protocol
---- Nagoya Protocol
---- Clearing-House Mechanism
-- **Biodiversity**
---- Biodiversity overview
---- Biodiversity Overview (disabled)
---- Ecosystems
---- GBIF Stats
---- Protected areas
-- Implementation
---- National targets
---- National legislation
---- National reports
<Bioland -- Main menu>

Weight

Adding an item in the submenu

▼ MENU SETTINGS

☒ Provide a menu link

Menu link title

Bulletin Scientifique sur l'Environnement et la Biodiversité

Description

Shown when hovering over the menu link.

Parent item

-- Biodiversity

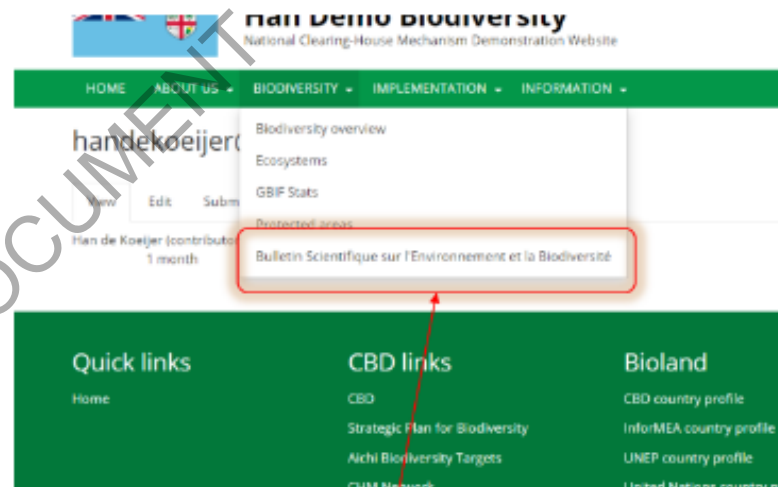
Weight

0

Menu links with lower weights are displayed before links with higher weights.

1. The parent item is now **Biodiversity of the Main Menu**

Save you work !



2. The **Bulletin** is now visible under the **Biodiversity** Menu

Changing the Main menu of a Bioland Site

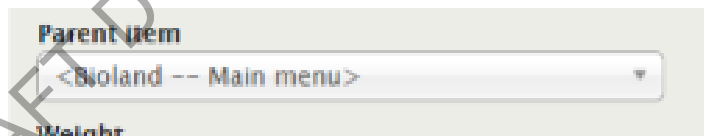
DRAFT DOCUMENT

Changing the Main Menu of a Bioland Site

Adding a Subject in the Main Menu



- The steps are exactly as for adding a submenu item from the slides before
- Instead of choosing to place it under a main menu item you now choose Main Menu as parent item



- You can also change the order of the Main Menu as shown before by using the drag function

Changing the Footer menus of a Bioland Site

DRAFT DOCUMENT

Changing the Footer menus of a Bioland Site



Changing the Bioland Footer

CBD links

CBD

Strategic Plan for Biodiversity

Aichi Biodiversity Targets

CHM Network

CHM Information services

BCH

ABSCH

DRAFT DOCUMENT

Changing the Footer menus of a Bioland Site

Menus

[My account](#) » [Administration](#) » [Configuration](#) » [Development](#)

✓ Before making any changes, make sure to read the Bioland documentation available [here](#).

+ Add menu

TITLE	DESCRIPTION	OPERATIONS
Bioland -- Main menu	This is your website's main menu displayed under the header	Edit menu
Bioland - Footer - CBD Links	Links to www.cbd.int pages related to CHM	Edit menu
Bioland - Footer - Country Specific links	Bioland related links.	Edit menu
Bioland - Footer - Quick links	Keep here links to the most popular sections of your website	Edit menu
Bioland - Footer - Social Media	Social media links.	Edit menu
Bioland - Page Bottom	Menu shown on all pages at the bottom of the pages (About, Copyright etc.)	Edit menu

Click on **edit menu** of
Bioland Footer – CBD Links

Changing the Footer menus of a Bioland Site



+ Add link

Title *
Bioland – Footer – CBD Links Machine name: footer

Administrative summary
Links to www.cbd.int pages related to CHM

Menu language
English ▼

MENU LINK	ENABLED	OPERATIONS
+ CBD	<input checked="" type="checkbox"/>	Edit ▼
+ Strategic Plan for Biodiversity	<input checked="" type="checkbox"/>	Edit ▼
+ Aichi Biodiversity Targets	<input checked="" type="checkbox"/>	Edit ▼
+ CHM Network	<input checked="" type="checkbox"/>	Edit ▼
+ CHM Information services	<input checked="" type="checkbox"/>	Edit ▼
+ BCH	<input checked="" type="checkbox"/>	Edit ▼
+ ABSCH	<input checked="" type="checkbox"/>	Edit ▼

Save

16 / 71

The different links to the site of the CBD as shown in the footer CBD links

CBD links
CBD
Strategic Plan for Biodiversity
Aichi Biodiversity Targets
CHM Network
CHM Information services
BCH
ABSCH

Changing the Footer menus of a Bioland Site

+ Add link

Title *

Bioland – Footer – CBD Links Machine name: footer

Administrative summary

Links to www.cbd.int pages related to CHM

Menu language

English

MENU LINK	ENABLED	OPERATIONS
+ CBD	<input checked="" type="checkbox"/>	Edit
+ Strategic Plan for Biodiversity	<input checked="" type="checkbox"/>	Edit
+ Aichi Biodiversity Targets	<input checked="" type="checkbox"/>	Edit
+ CHM Network	<input checked="" type="checkbox"/>	Edit
+ CHM Information services	<input checked="" type="checkbox"/>	Edit
+ BCH	<input checked="" type="checkbox"/>	Edit
+ ABSCH	<input checked="" type="checkbox"/>	Edit

Save

17 / 71

You can:

- **Disable or enable** the different links
- **Edit** the links
- **Add** a new link

These are all standard links that were decided up on by the **CHM-IAC working group** on the Bioland tool.

We advice you to keep them as they are

Changing the Footer menus of a Bioland Site



Changing the Bioland Footer
-Country Specific Links

Bioland

CBD country profile

GEF projects

InforMEA country profile

UNEP country profile

United Nations country profile

Biodiversity Indicators Summary

DRAFT DOCUMENT

Changing the Footer menus of a Bioland Site

Content Structure Configuration

Menus

My account » Administration » Configuration » Development

✓ Before making any changes, make sure to read the Bioland documentation available [here](#).

+ Add menu

TITLE	DESCRIPTION	OPERATIONS
Bioland -- Main menu	This is your website's main menu displayed under the header	Edit menu
Bioland - Footer - CBD Links	Links to www.cbd.int pages related to CHM	Edit menu
Bioland - Footer - Country Specific links	Bioland related links	Edit menu
Bioland - Footer - Quick links	Keep here links to the most popular sections of your website	Edit menu
Bioland - Footer - Social Media	Social media links.	Edit menu
Bioland - Page Bottom	Menu shown on all pages at the bottom of the pages (About, Copyright etc.)	Edit menu

Click on **edit menu** of
Bioland Footer – Country Specific Links

Changing the Footer menus of a Bioland Site

Content Structure Configuration

✓ Before making any changes, make sure to read the Bioland documentation available [here](#).

+ Add link

Title *
Bioland – Footer – Country Specific links Machine name: bioland---footer---bioland-

Administrative summary
Bioland related links.

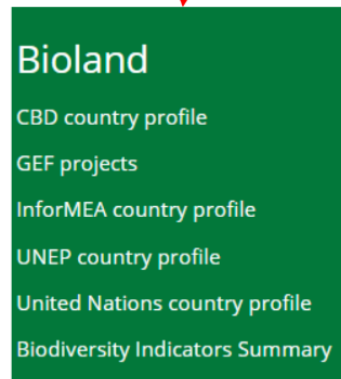
Menu language
English

MENU LINK	ENABLED	OPERATIONS
+ CBD country profile	<input checked="" type="checkbox"/>	Edit
+ GEF projects	<input checked="" type="checkbox"/>	Edit
+ InforMEA country profile	<input checked="" type="checkbox"/>	Edit
+ UNEP country profile	<input checked="" type="checkbox"/>	Edit
+ United Nations country profile	<input checked="" type="checkbox"/>	Edit
+ Biodiversity Indicators Summary	<input checked="" type="checkbox"/>	Edit

Save Delete

The different links to international sites with specific information on your country as shown in the footer **Bioland**.

In this manual they all direct to the country profiles of **Fiji**



Changing the Footer menus of a Bioland Site

Content Structure Configuration

✓ Before making any changes, make sure to read the Bioland documentation available [here](#).

+ Add link

Title *
Bioland – Footer – Country Specific links Machine name: bioland---footer---bioland-

Administrative summary
Bioland related links.

Menu language
English

MENU LINK	ENABLED	OPERATIONS
+ CBD country profile	<input checked="" type="checkbox"/>	Edit
+ GEF projects	<input checked="" type="checkbox"/>	Edit
+ InforMEA country profile	<input checked="" type="checkbox"/>	Edit
+ UNEP country profile	<input checked="" type="checkbox"/>	Edit
+ United Nations country profile	<input checked="" type="checkbox"/>	Edit
+ Biodiversity Indicators Summary	<input checked="" type="checkbox"/>	Edit

Save Delete

For my country there are no GEF projects so I will **disable** the GEF projects link by **clicking** on the blue box

MENU LINK	ENABLED	OF
+ CBD country profile	<input checked="" type="checkbox"/>	
+ GEF projects	<input type="checkbox"/>	
+ InforMEA country profile	<input checked="" type="checkbox"/>	
+ UNEP country profile	<input checked="" type="checkbox"/>	
+ United Nations country profile	<input checked="" type="checkbox"/>	
+ Biodiversity Indicators Summary	<input checked="" type="checkbox"/>	

Save Delete

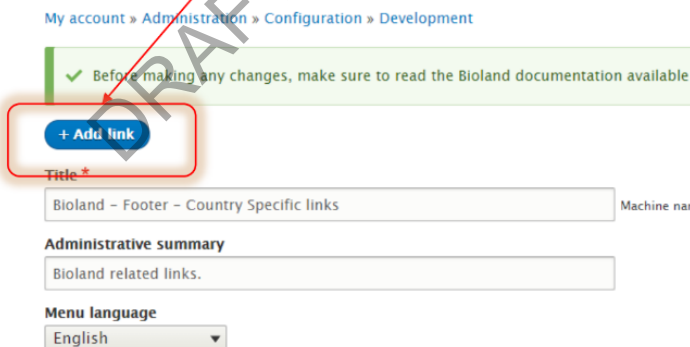
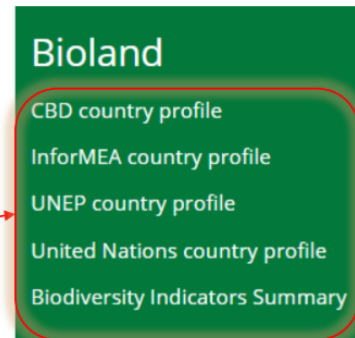
Don't forget to **save** your changes !

Changing the Footer menus of a Bioland Site

When going back to the site you will see that the GEF Projects don't show any more in the Bioland menu of the footer !

The six standard Bioland Footer links have been chosen by the CHM-IAC working group on the Bioland tool in 2019. These were chosen based on the [UNEP-WCMC Compendium of guidance on key global databases related to biodiversity related Conventions](#), March 2018.

You can add additional links by clicking on **add link** to add an other link to a database. We advise you not to have more than 6 different links under each footer Menu !

A screenshot of the Bioland configuration interface. At the top, a breadcrumb trail reads "My account » Administration » Configuration » Development". Below it is a green success message: "✓ Before making any changes, make sure to read the Bioland documentation available". A red box highlights a blue button labeled "+ Add link". Below the button is a form with the following fields: "Title *" (with a red asterisk), "Bioland - Footer - Country Specific links" (with a "Machine name" label to its right), "Administrative summary" (with the text "Bioland related links." inside), and "Menu language" (with a dropdown menu currently set to "English").

Changing the Footer menus of a Bioland Site



My account » Administration » Configuration » Development

Menu link title *

Citizens species observations

The text to be used for this link in the menu.

Menu link title

Link *

https://observations.be/

link to the web site

- The location this menu link points to.
- Start typing the title of a piece of content to select it. You can also enter an internal path such as `/node/add` or an external URL such as `http://example.com`. Enter `<front>` to link to the front page. Enter `<nolink>` to display link text only.

☒ Enabled

A flag for whether the link should be enabled in menus or hidden.

Enabled so your link will be seen in the Bioland Footer

Description

A site with observations of species in Belgium and elsewhere

Shown when hovering over the menu link.

☒ Show as expanded

If selected and this menu link has children, the menu will always appear expanded. This option may be overridden for the entire menu tree when placing a menu block.

► ATTRIBUTES

Language

English

The menu link language code.

Parent link

<Bioland - Footer - Country Specific links>

The maximum depth for a link and all its children is fixed. Some menu links may not be available as parents if selecting them would exceed this limit.

Place in the footer where the link will be visible.

Weight

0

Give a number to move the link in the list

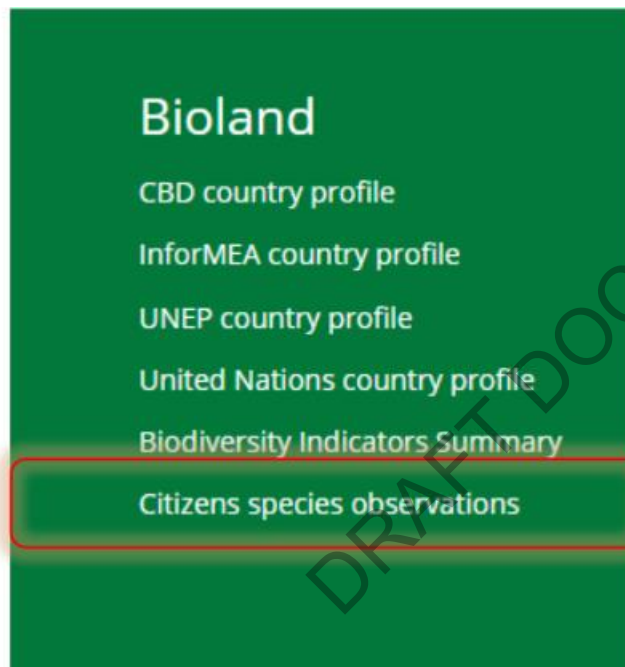
Link weight among links in the same menu at the same depth. In the menu, the links with high weight will sink and links with a low weight will be positioned nearer the top.

Save

Don't forget to save your link !

DRAFT DOCUMENT

Changing the Footer menus of a Bioland Site



The link has been added to the Bioland footer

Changing the Footer menus of a Bioland Site



Changing the Bioland Footer
-Quick Links

Quick links

Home

DRAFT DOCUMENT

Changing the Footer menus of a Bioland Site

Content Structure Configuration

Menus

[My account](#) » [Administration](#) » [Configuration](#) » [Development](#)

✓ Before making any changes, make sure to read the Bioland documentation available [here](#).

+ Add menu

TITLE	DESCRIPTION	OPERATIONS
Bioland -- Main menu	This is your website's main menu displayed under the header	Edit menu
Bioland - Footer - CBD Links	Links to www.cbd.int pages related to CHM	Edit menu
Bioland - Footer - Country Specific links	Bioland related links.	Edit menu
Bioland - Footer - Quick links	Keep here links to the most popular sections of your website	Edit menu
Bioland - Footer - Social Media	Social media links.	Edit menu
Bioland - Page Bottom	Menu shown on all pages at the bottom of the pages (About, Copyright etc.)	Edit menu

Click on **edit menu** of **Quick links**

You can add here new links to interesting parts of your website that you want to highlight. See slides before how to add one.

Changing the Footer menus of a Bioland Site



Changing the Bioland Footer
-Social Media



Changing the Footer menus of a Bioland Site

Content Structure Configuration

Menus

My account » Administration » Configuration » Development

✓ Before making any changes, make sure to read the Bioland documentation available [here](#).

+ Add menu

TITLE	DESCRIPTION	OPERATIONS
Bioland -- Main menu	This is your website's main menu displayed under the header	Edit menu
Bioland - Footer - CBD Links	Links to www.cbd.int pages related to CHM	Edit menu
Bioland - Footer - Country Specific links	Bioland related links.	Edit menu
Bioland - Footer - Quick links	Keep here links to the most popular sections of your website	Edit menu
Bioland - Footer - Social Media	Social media links.	Edit menu
Bioland - Page Bottom	Menu shown on all pages at the bottom of the pages (About, Copyright etc.)	Edit menu

Click on **edit menu** of **Social Media**
As all existing links redirect to the accounts of the CBD,
you have to replace them with your own national accounts

Changing the Footer menus of a Bioland Site

My account » Administration » Configuration » Development

✓ Before making any changes, make sure to read the Bioland documentation available [here](#).

+ Add link

Title *

Bioland - Footer - Social Media











Machine name: bioland---footer---social-m

Administrative summary

Social media links.

Menu language

English

MENU LINK	ENABLED	OPERATIONS
 Twitter	<input checked="" type="checkbox"/>	 Edit
 Facebook	<input checked="" type="checkbox"/>	 Edit
 Instagram	<input checked="" type="checkbox"/>	 Edit
 YouTube	<input checked="" type="checkbox"/>	 Edit
 LinkedIn	<input checked="" type="checkbox"/>	 Edit

Save

[Delete](#)

1. Click on **Edit of Facebook**
to edit the existing link and put your own one.

2. If your country doesn't
have a LinkedIn account
and you don't want to
keep the one from the
CBD Secretariat, click on
the blue box to disable
the link.
Don't forget to **Save** your
changes !

Changing the Footer menus of a Bioland Site



Changing the Page Bottom

[Contact](#) [Credits](#) [Terms of use](#) © 2020 Secretariat of the [Convention on Biological Diversity](#)

DRAFT DOCUMENT

Changing the Footer menus of a Bioland Site

Content Structure Configuration

Menus

[My account](#) » [Administration](#) » [Configuration](#) » [Development](#)

✓ Before making any changes, make sure to read the Bioland documentation available [here](#).

+ Add menu

TITLE	DESCRIPTION	OPERATIONS
Bioland -- Main menu	This is your website's main menu displayed under the header	Edit menu
Bioland - Footer - CBD Links	Links to www.cbd.int pages related to CHM	Edit menu
Bioland - Footer - Country Specific links	Bioland related links.	Edit menu
Bioland - Footer - Quick links	Keep here links to the most popular sections of your website	Edit menu
Bioland - Footer - Social Media	Social media links.	Edit menu
Bioland - Page Bottom	Menu shown on all pages at the bottom of the pages (About, Copyright etc.)	Edit menu

Click on **Edit menu** of **Page bottom** to change the credentials of the site.

We advise you to keep all as they are.

You can change the credits and terms of use by clicking on the links in the Page Bottom

Changing the Homepage of a Bioland Site

DRAFT DOCUMENT

Changing the Homepage of a Bioland Site



The standard homepage displays the latest news and events in two different ways:

- 1. Section with latest news and updates in center of page**
- 2. Slideshow with important news & events at the top of the page (entityqueue)**

DRAFT DOCUMENT

Changing the Homepage of a Bioland Site



1. Latest news and updates



Latest news and updates

EVENT

COP26 UN climate conference Glasgow - New dates

01 - 12 November 2021

For the first time, the UK will host the 26th UN Climate Change Conference of the Parties (COP26) at the Scottish Event Campus (SEC) in Glasgow on 1 - 12 November 2021. The climate talks will be the biggest...

[READ MORE](#)

NEWS

Launch of IPBES Workshop Report on Biodiversity and Pandemics: Escaping the 'Era of Pandemics'

30 October 2020

Future pandemics will emerge more often, spread more rapidly, do more damage to the world economy and kill more people than COVID-19 unless there is a transformative change in the global approach to dealing...

[READ MORE](#)



EXECUTIVE SUMMARY

Content statistics

11 Ecosystems

15 Documents

7 Events

3 Photo albums

107 National targets

1 Related website

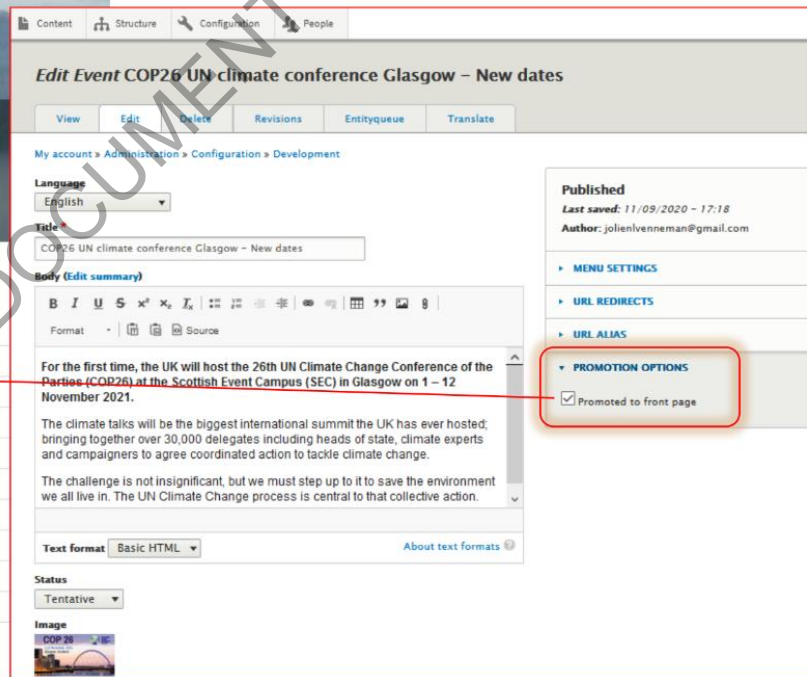
8 News

1 Organization

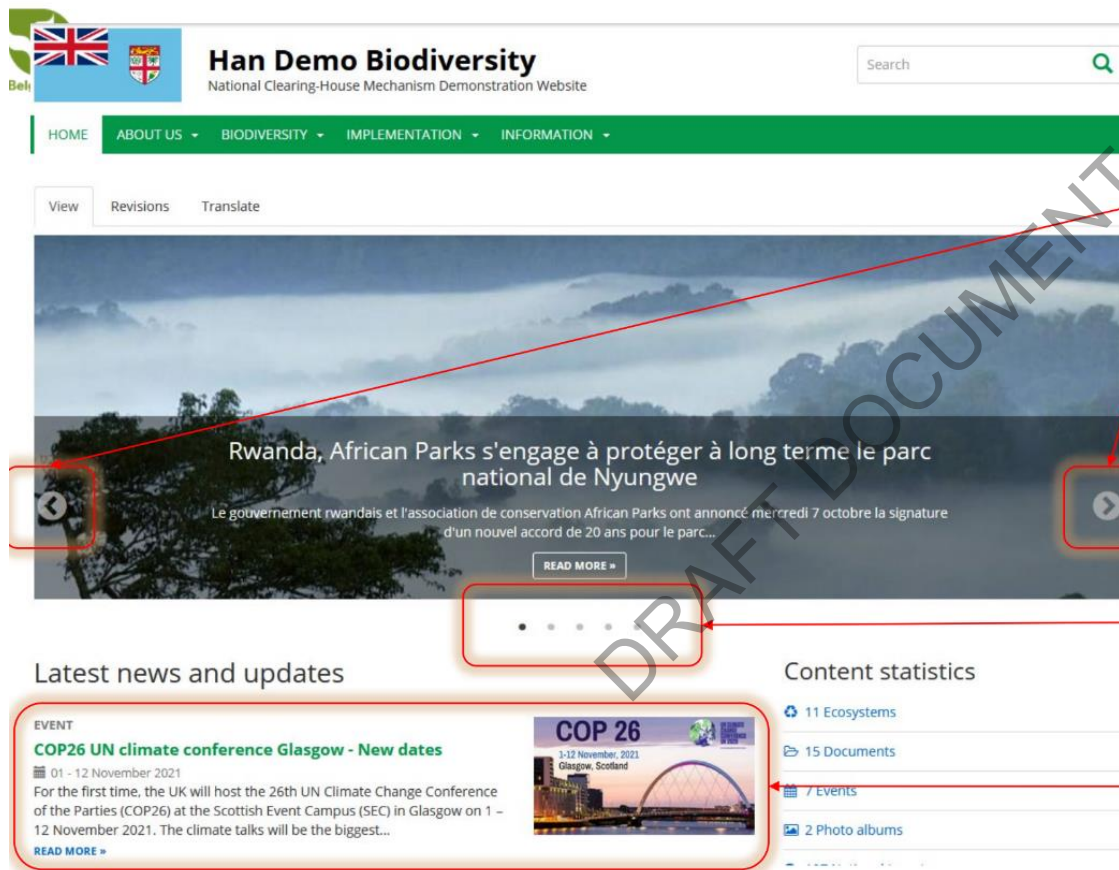
4 Projects

1 Protected area

1 Video



Changing the Homepage of a Bioland Site



2. Entityqueues

Slideshow containing news and event items;
The items will alternate automatically, but they can also be viewed by clicking the **forward and reverse arrows**

The slideshow can contain **up to 5 items**

If we want to **add this event to the slideshow**, there are **2 ways** to do this

Changing the Homepage of a Bioland Site

Latest news and updates

EVENT

COP26 UN climate conference Glasgow - New dates

01 - 12 November 2021

For the first time the UK will host the 26th UN Climate Change Conference of the Parties (COP26) at the Scottish Event Campus (SEC) in Glasgow on 1 - 12 November 2021. The climate talks will be the biggest international summit the UK has ever hosted, bringing delegates including heads of state, climate experts and campaigners to agree coordinated change.

[READ MORE](#)

Content statistics

11 Ecosystems

15 Documents

7 Events



Han Demo Biodiversity

National Clearing-House Mechanism Demonstration Website

Search



HOME ABOUT US BIODIVERSITY IMPLEMENTATION INFORMATION

Events

COP26 UN climate conference Glasgow - New dates

View Edit Delete Revisions Entityqueue Translate

<https://www.ukcop26.org/>

Scottish Event Campus Ltd, Glasgow, G3 8YW, United Kingdom

Status: Tentative

For the first time, the UK will host the 26th UN Climate Change Conference of the Parties (COP26) at the Scottish Event Campus (SEC) in Glasgow on 1 - 12 November 2021.

The climate talks will be the biggest international summit the UK has ever hosted, bringing delegates including heads of state, climate experts and campaigners to agree coordinated change.

The challenge is not insignificant, but we must step up to it to save the environment we live in. Change process is central to that collective action.

Aichi targets

B. Reducing pressure on biodiversity

C. Safeguarding ecosystem



2. Select Entityqueue

3. Click on Add to queue

Entityqueues for COP26 UN climate conference Glasgow - New dates

View Edit Delete Revisions Entityqueue Translate

My account > Administration > Configuration > Development

SUBQUEUE	ITEMS	OPERATIONS
Slideshow	5 Items	Add to queue

1. Click on the event to view it

2. Entityqueues

→ First approach

Changing the Homepage of a Bioland Site



Manage Search jvenneman@naturalsciences.be ? Bioland Management

Content Structure Configuration People

Entityqueues for COP26 UN climate conference Glasgow – New dates

View Edit Delete Revisions Entityqueue Translate

My account > Administration > Configuration > Development

✖ The operation could not be performed for the following reasons:
This queue can not hold more than 5 items.

SUBQUEUE	ITEMS	OPERATIONS
Slideshow	5 items	Add to queue

2. Entityqueues

→ First approach

4. Normally, the event will be added but if the slideshow already contains 5 items, you first have to **remove older items** before you can add new ones

Add to queue

Edit subqueue items

Edit subqueue Slideshow

My account > Administration > Configuration > Development

✓ Before making any changes, make sure to read the Bioland documentation available [here](#).

Show row weights

ITEMS	
✚ Rwanda, African Parks s'engage à protéger à long terme le parc national de Nyungwe Edit	Remove
✚ Congrès mondial de la nature de l'UICN Edit	Remove
✚ Conférence en ligne GLF Biodiversity : One World - One Health Edit	Remove
✚ A new species of banded iguana is discovered on the island of Gau Edit	Remove
✚ IUCN identifies threatened freshwater biodiversity sites in the Mediterranean Edit	Remove

[Save](#) [Reverse](#) [Shuffle](#) [Clear](#)

Changing the Homepage of a Bioland Site



Back to site Manage Search jvenneman@naturalsciences.be Bioland Management

Content Structure Configuration People

Edit subqueue Slideshow

My account » Administration » Configuration » Development

✓ Before making any changes, make sure to read the Bioland documentation available [here](#).

Show row weights

ITEMS	
+ Rwanda, African Parks s'engage à protéger à long terme le parc national de Nyungwe Edit	Remove
+ Congrès mondial de la nature de l'UICN Edit	Remove
+ Conférence en ligne GLF Biodiversity : One World - One Health Edit	Remove
+ A new species of banded iguana is discovered on the island of Gau Edit	Remove

COP26 UN climate conference Glasgow - New dates

[Save](#) [Reverse](#) [Shuffle](#) [Clear](#)

[Add item](#)

2. Entityqueues

→ First approach

6. Click on **Add item**

5. Now a new item can be added: **start typing the name of the event to select it** from the dropdown list (showing published content) that will appear

Changing the Homepage of a Bioland Site



Back to site Manage Search jvenneman@naturalsciences.be Bioland Management

Content Structure Configuration People

Edit subqueue *Slideshow*

My account > Administration > Configuration > Development

✓ Before making any changes, make sure to read the Bioland documentation available [here](#).

Show row weights

ITEMS	
+	Rwanda, African Parks s'engage à protéger à long terme le parc national de Nyungwe Edit
+	Congrès mondial de la nature de l'UICN Edit
+	Conférence en ligne GLF Biodiversity : One World - One Health Edit
+	A new species of banded iguana is discovered on the island of Gau Edit
+	COP26 UN climate conference Glasgow - New dates Edit

Remove

Save Reverse Shuffle Clear

7A 7B

7C

7. Reorder the items of the entityqueue by using: **A)** Reverse button (reverse order), **B)** Shuffle button (random order), or **C)** Drag and drop function (own choice of order)

2. Entityqueues

→ First approach

Edit subqueue *Slideshow*

My account > Administration > Configuration > Development

✓ Before making any changes, make sure to read the Bioland documentation available [here](#).

Show row weights

⚠ You have unsaved changes.

ITEMS	
+	COP26 UN climate conference Glasgow - New dates Edit
+	Rwanda, African Parks s'engage à protéger à long terme le parc national de Nyungwe Edit
+	Congrès mondial de la nature de l'UICN Edit
+	Conférence en ligne GLF Biodiversity : One World - One Health Edit
+	A new species of banded iguana is discovered on the island of Gau Edit

Remove

Save Reverse Shuffle Clear

8. Don't forget to Save the modified entityqueue

Changing the Homepage of a Bioland Site



The screenshot shows the 'Bioland Management' interface. At the top, there is a navigation bar with 'Manage', 'Search', a user profile 'jvenneman@naturalsciences.be', and a help icon. Below this is a secondary bar with 'Content', 'Structure', 'Configuration', and 'People'. The 'Structure' menu is open, showing options: 'Block layout', 'Entityqueues', 'Menus', 'Taxonomy', and 'Webforms'. A red arrow points to 'Entityqueues'. Below the menu, there is a large image of a landscape with trees and a cloudy sky. A red arrow points from the text '1. Hover over Structure and click on Entityqueues in the submenu' to the 'Entityqueues' option. Another red arrow points from the text 'OR Click on Structure and subsequently on Entityqueues in the list' to the 'Structure' button in the top navigation bar.

1. Hover over **Structure** and click on **Entityqueues** in the submenu

OR

Click on **Structure** and subsequently on **Entityqueues** in the list

2. Entityqueues

→ Second approach

The screenshot shows the 'Structure' page in the Bioland Management interface. The top navigation bar is the same as in the previous screenshot. Below it, the 'Structure' page has a breadcrumb trail: 'My account > Administration > Configuration > Development'. A green message box says: 'Before making any changes, make sure to read the Bioland documentation available [here](#).' Below this is a list of configuration options: 'Block layout', 'Entityqueues', 'Menus', 'Taxonomy', and 'Webforms'. The 'Entityqueues' option is highlighted with a red box and a red arrow. The 'Entityqueues' option has a description: 'Manage entity queues.'

My account > Administration > Configuration > Development

Before making any changes, make sure to read the Bioland documentation available [here](#).

- Block layout**
Configure what block content appears in your site's sidebars and other regions.
- Entityqueues**
Manage entity queues.
- Menus**
Manage menus and menu links.
- Taxonomy**
Manage tagging, categorization, and classification of your content.
- Webforms**
Create webforms and manage submissions.

Changing the Homepage of a Bioland Site



Back to site Manage Search jvennemman@naturalsciences.be Bioland Management

Content Structure Configuration People

Entityqueues

My account » Administration » Configuration » Development

Enabled

QUEUE NAME	TARGET TYPE	QUEUE TYPE	ITEMS	OPERATIONS
Slideshow	Content	Simple queue	4 items	Edit items

Disabled

QUEUE NAME	TARGET TYPE	QUEUE TYPE	ITEMS	OPERATIONS
There are no disabled queues.				

2. Entityqueues

→ Second approach

2. Click on **Edit items** and follow the same steps as described for the first approach

Edit subqueue *Slideshow*

My account » Administration » Configuration » Development

✓ Before making any changes, make sure to read the Bioland documentation available [here](#).

[Show row weights](#)

ITEMS	
✚ Rwanda, African Parks s'engage à protéger à long terme le parc national de Nyungwe Edit	Remove
✚ Congrès mondial de la nature de l'UICN Edit	Remove
✚ Conférence en ligne GLF Biodiversity - One World - One Health Edit	Remove
✚ A new species of banded iguana is discovered on the island of Gau Edit	Remove

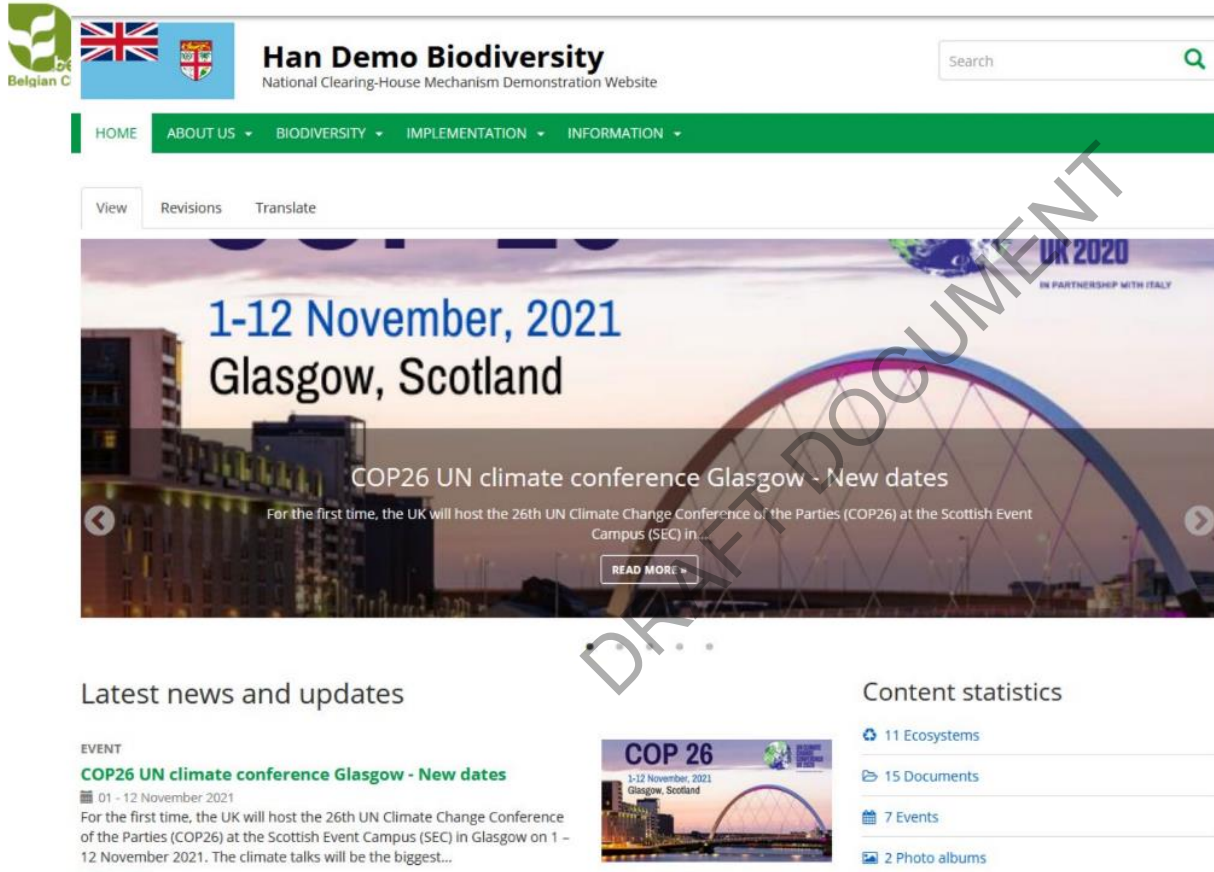
COP26 UN climate conference Glasgow - New dates

[Add item](#)

[Save](#) [Reverse](#) [Shuffle](#) [Clear](#)

Click on **Add item**

Changing the Homepage of a Bioland Site



2. Entityqueues

→ Result

The COP26 event is now added to the entityqueue and shown first, but the **cover image is not nicely displayed**

Needs to be **adjusted on the event edit page!**

Changing the Homepage of a Bioland Site

Content Structure Configuration People

Edit Event COP26 UN climate conference Glasgow – New dates

View Edit Delete Revisions Entityqueue Translate

My account » Administration » Configuration » Development

Language
English

Title *
COP26 UN climate conference Glasgow – New dates

Body (Edit summary)


B I U S x² x₂ T_a | [Icons] [Format] [Source]

For the first time, the UK will host the 26th UN Climate Change Conference of the Parties (COP26) at the Scottish Event Campus (SEC) in Glasgow. The climate talks will be the biggest international summit the UK has ever hosted, bringing together over 30,000 delegates including world leaders to tackle climate change.

The challenge is not insignificant, but we must step up to it to save the environment we all live in. The UN Climate Change process is :


Text format: Basic HTML


Status
Tentative

Image


Alternative text
COP26 UN climate conference 2021 in Glasgow
Short description of the image used by screen readers and displayed when the image is not loaded. This is important for accessibility.

Title
COP26 UN climate conference 2021 in Glasgow
The title is used as a tool tip when the user hovers the mouse over the image.

 COP26_Glasgow_2021_0.png (367.25 KB)

 This crop definition affects more usages of this image

CROP IMAGE


Remove

Cover image for the event, used for the listings and slideshow

CROP IMAGE

Free crop

Slideshow




Reset crop

CROP IMAGE (CROPPING APPLIED)

Free crop

Slideshow
Cropping applied.
Soft limit reached.



Reset crop

Change the area of the cover image that will be visible in the entityqueue (move it upwards in this case) and don't forget to **Save** the changes (at the bottom of the page)

Changing the Homepage of a Bioland Site

Content Structure Configuration People

Edit Event COP26 UN climate conference Glasgow – New dates

View Edit Delete Revisions Entityqueue Translate

My account » Administration » Configuration » Development

Language
English

Title *
COP26 UN climate conference Glasgow – New dates

Body (Edit summary)


B I U S x² x₂ T [Icons] Format [Icons] Source

For the first time, the UK will host the 26th UN Climate Change Conference of the Parties (COP26) at the Scottish Event Campus (SEC). The climate talks will be the biggest international summit the UK has ever hosted, bringing together over 30,000 delegates including 190 countries to tackle climate change.

The challenge is not insignificant, but we must step up to it to save the environment we all live in. The UN Climate Change process is :

Text format: Basic HTML

Status
Tentative


Image



Alternative text
COP26 UN climate conference 2021 in Glasgow

Short description of the image used by screen readers and displayed when the image is not loaded. This is important for accessibility.

Title
COP26 UN climate conference 2021 in Glasgow

The title is used as a tool tip when the user hovers the mouse over the image.

 COP26_Glasgow_2021_0.png (367.25 KB)

 This crop definition affects more usages of this image

CROP IMAGE


Remove

Cover image for the event, used for the listings and slideshow

CROP IMAGE

Free crop

Slideshow




Reset crop

CROP IMAGE (CROPPING APPLIED)

Free crop

Slideshow
Cropping applied.
Soft limit reached.



Reset crop

Change the area of the cover image that will be visible in the entityqueue (move it upwards in this case) and don't forget to **Save** the changes (at the bottom of the page)

Changing the Homepage of a Bioland Site



2. Entityqueues

→ Result

Now the most informative part of the cover image is visible

Another advice: always use large, high-resolution images in the entityqueue to avoid a blurry (pixelated) appearance

Latest news and updates

EVENT

COP26 UN climate conference Glasgow - New dates

01 - 12 November 2021

For the first time, the UK will host the 26th UN Climate Change Conference of the Parties (COP26) at the Scottish Event Campus (SEC) in Glasgow on 1 - 12 November 2021. The climate talks will be the biggest...

[READ MORE »](#)



Content statistics

11 Ecosystems

15 Documents

7 Events

2 Photo albums

Using the URL alias to make a bread crumb for
your items

DRAFT DOCUMENT

Using the URL alias to make a bread crumb for your items



In the Bioland tool the items are all saved in separate folders linked to the type of item.

- News are saved in /news/
- Documents are saved in /documents/

In this chapter you will learn to organize your items by changing the alias URL and creating the bread crumb

DRAFT DOCUMENT

Using the URL alias to make a bread crumb for your items

Content Structure Configuration People

Edit Web page International reports Previously created Web page (see Manual 3)

View Edit Delete Revisions Translate

My account > Administration > Configuration > Development

Language
English

Title *
International reports

ELEMENTS
Content HTML

CONTENT

International reports in the field of biodiversity, which may be relevant for national strategies, can be consulted on this page.

URL ALIAS

☐ Generate automatic URL alias Uncheck box
Uncheck this to create a custom alias below.

URL alias
/implementation/international-reports

Specify an alternative path by which this data can be accessed. For example, type "/about" when writing an about page.

Published
Last saved: 11/10/2020 - 08:34
Author: jolienvenema@gmail.com

MENU SETTINGS

☒ Provide a menu link

Menu link title
International reports

Description

Shown when hovering over the menu link.

Parent item
-- Implementation

Weight
0

Menu links with lower weights are displayed before links with higher weights.

URL REDIRECTS

URL ALIAS

☒ Generate automatic URL alias
Uncheck this to create a custom alias below.

URL alias
/international-reports

Specify an alternative path by which this data can be accessed. For example, type "/about" when writing an about page.

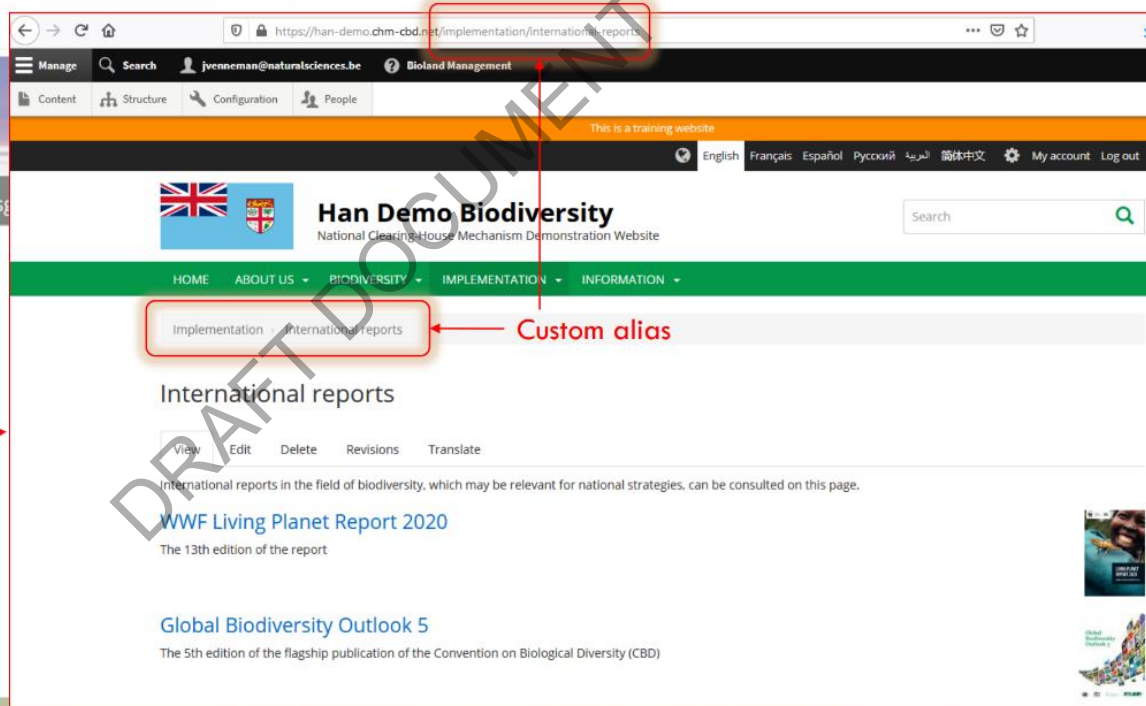
As before we have changed the **Parent item**; this time we have chosen for the parent item **"Implementation"**

Create the custom alias by adding **/implementation** so it will be linked to **"Implementation"** in the main menu

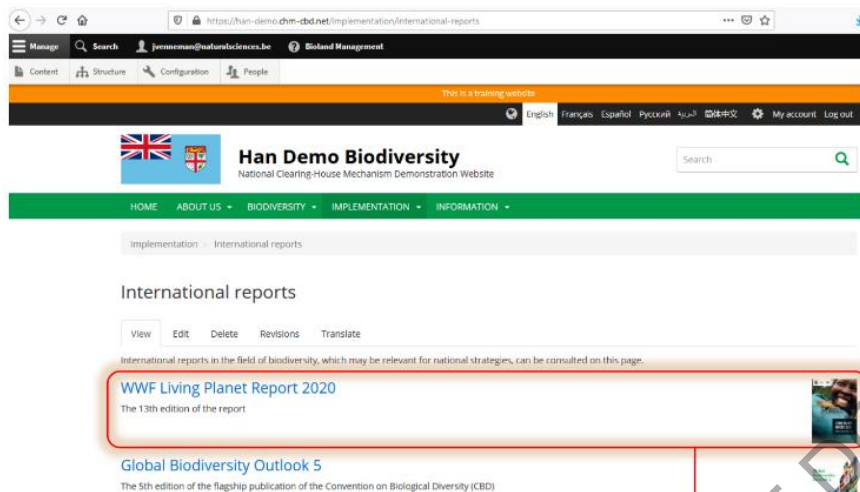
Using the URL alias to make a bread crumb for your items



International reports
is now integrated in
the submenu under
the main menu item
Implementation



Using the URL alias to make a bread crumb for your items



Management Search jennemman@natureforlives.be Biodiversity Management

Content Structure Configuration People

This is a browsing website

English Français Español Русский العربية 简体中文 My account Logout

Han Demo Biodiversity
National Clearing-house Mechanism Demonstration Website

HOME ABOUT US BIODIVERSITY IMPLEMENTATION INFORMATION

Implementation International reports

International reports

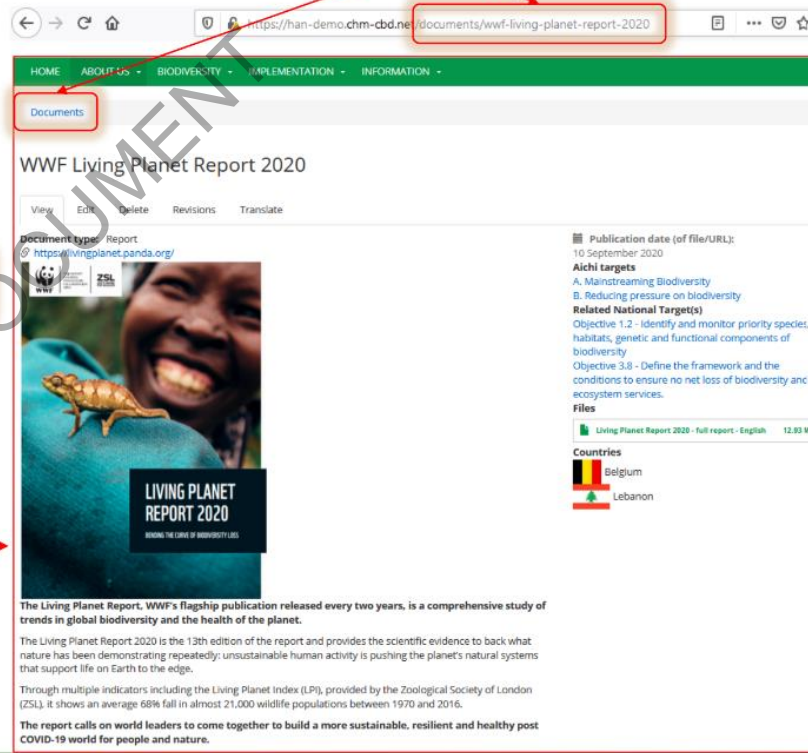
View Edit Delete Revisions Translate

International reports in the field of biodiversity, which may be relevant for national strategies, can be consulted on this page.

WWF Living Planet Report 2020
The 13th edition of the report

Global Biodiversity Outlook 5
The 5th edition of the flagship publication of the Convention on Biological Diversity (CBD)

The report was automatically saved in the folder /documents/



https://han-demo.chm-cbd.net/documents/wwf-living-planet-report-2020

HOME ABOUT US BIODIVERSITY IMPLEMENTATION INFORMATION

Documents

WWF Living Planet Report 2020

View Edit Delete Revisions Translate

Document type: Report
<https://livingplanet.panda.org/>

Publication date (of file/URL):
10 September 2020

Aichi targets
A. Mainstreaming Biodiversity
B. Reducing pressure on biodiversity

Related National Target(s)
Objective 1.2 - Identify and monitor priority species, habitats, genetic and functional components of biodiversity
Objective 3.8 - Define the framework and the conditions to ensure no net loss of biodiversity and ecosystem services.

Files
Living Planet Report 2020 - full report - English 12.93 Mi

Countries
Belgium
Lebanon

LIVING PLANET REPORT 2020
MAKING THE CHANGE OF BIODIVERSITY LIKELY

The Living Planet Report, WWF's flagship publication released every two years, is a comprehensive study of trends in global biodiversity and the health of the planet.

The Living Planet Report 2020 is the 13th edition of the report and provides the scientific evidence to back what nature has been demonstrating repeatedly: unsustainable human activity is pushing the planet's natural systems that support life on Earth to the edge.

Through multiple indicators including the Living Planet Index (LPI), provided by the Zoological Society of London (ZSL), it shows an average 68% fall in almost 21,000 wildlife populations between 1970 and 2016.

The report calls on world leaders to come together to build a more sustainable, resilient and healthy post COVID-19 world for people and nature.

The screenshot shows a sidebar on the right side of a document editor. The sidebar has a 'Published' status at the top, followed by the last saved date and time, and the author's email address. Below this are several expandable sections: 'MENU SETTINGS', 'META TAGS', 'URL REDIRECTS', and 'URL ALIAS'. The 'URL ALIAS' section is expanded, showing a checkbox for 'Generate automatic URL alias' which is checked. Below this checkbox is a text input field containing the path '/documents/wwf-living-planet-report'. A red arrow points to the 'URL ALIAS' section header.

URL ALIAS

☐ Generate automatic URL alias
Uncheck this to create a custom alias be

URL alias
/implementation/international-reports/

Uncheck b

Uncheck box

Using the URL alias to make a bread crumb for your items

ig House Mechanism

← → ↺ 🏠

🔒 <https://han-demo.chm-cbd.net/implementation/international-reports/wwf-living-planet-report-2020>

HOME ABOUT US + BIODIVERSITY + IMPLEMENTATION + INFORMATION +


International reports

The path of the report has been changed now and the Bread crumb has appeared on your page.

WWF Living Planet Report 2020

View Edit Delete Revisions Translate

Document type: Report
<https://livingplanet.panda.org/>



LIVING PLANET REPORT 2020
ENDING THE CURVE OF BIODIVERSITY LOSS

Publication date (of file/URL):
10 September 2020

Aichi targets
A. Mainstreaming Biodiversity
B. Reducing pressure on biodiversity

Related National Target(s)
Objective 1.2 - Identify and monitor priority species, habitats, genetic and functional components of biodiversity
Objective 3.8 - Define the framework and the conditions to ensure no net loss of biodiversity and ecosystem services.

Files
Living Planet Report 2020 - full report - English 12.93 MB

Countries
Belgium
Lebanon

The Living Planet Report, WWF's flagship publication released every two years, is a comprehensive study of trends in global biodiversity and the health of the planet.

The Living Planet Report 2020 is the 13th edition of the report and provides the scientific evidence to back what nature has been demonstrating repeatedly: unsustainable human activity is pushing the planet's natural systems that support life on Earth to the edge.

Through multiple indicators including the Living Planet Index (LPI), provided by the Zoological Society of London (ZSL), it shows an average 68% fall in almost 21,000 wildlife populations between 1970 and 2016.

The report calls on world leaders to come together to build a more sustainable, resilient and healthy post COVID-19 world for people and nature.



Creating Landing Pages (Site Managers only)

DRAFT DOCUMENT

Creating Landing Pages (Site Managers only)



Landing pages can be used to create special pages for Main Menu items:

- To give them a special look,
- Direct to special sections of the Main Menu
- Link to items in a section that you want to highlight

Or

- To create a custom-made homepage

DRAFT DOCUMENT

Creating Landing Pages (Site Managers only)



In this chapter we will create a landing page for the Biodiversity Section of the Main Menu that will integrate links to the different submenus, Species of the Month, and more.

We will use <https://han-demo.chm-cbd.net/biodiversite> as example to recreate

DRAFT DOCUMENT

Creating Landing Pages (Site Managers only)



national climate change mechanism demonstration project

HOME ABOUT US ▾ BIODIVERSITY ▾ IMPLEMENTATION ▾ INFORMATION ▾

Biodiversity overview

Biodiversity overview

Block with information on GBIF (custom block)

Block with information on protected areas (integrated in Bioland)

Block with information on ecosystems (integrated in Bioland)

View Edit Delete Layout Revisions Translate

GBIF-stat

Information on GBIF data from Belgium can be found [here](#)

Protected areas listing

Bogd Khan Mountain

The Bogd Khan Mountain, along with Bioland's other sacred mountains **Burkhan Khaldun** and **Otgontenger**, was added to the UNESCO World Heritage Tentative List on August 6, 1996 in the Cultural category. World Heritage sites are those that exhibit universal natural or cultural significance.

[READ MORE »](#)

Ecosystem of the month

Wetland of International Importance (Ramsar site)

Ocean

Saline water covers approximately 360,000,000 km² (140,000,000 sq mi) and is customarily divided into several principal oceans and smaller seas, with the ocean covering approximately 71% of Earth's surface and 90% of the Earth's biosphere.[6] The ocean contains 97% of Earth's water and

[READ MORE »](#)

Lawns

A lawn is an area of soil-covered land planted with grasses or (rarely) other durable plants such as clover which are maintained at a short height with a lawnmower and used for aesthetic and recreational purposes. Common characteristics of a lawn are that it is composed only of grass species. It is

[READ MORE »](#)

Ecosystem of the month (Custom block)

Delta

Creating Landing Pages (Site Managers only)

CREATING LANDING PAGES

Manage Search hdekoeijer@naturalsciences.be Bioland Management

Content Structure Configuration People

Add content

My account » Administration » Configuration » Development

✓ Before making any changes, make sure to read the Bioland documentation available [here](#).

- Basic page**
Use for simple content pages with text such as the 'About Us' page.
- Document**
Content that usually has an attached file(s). For example: publications, official documents, reports, agendas etc.
- Ecosystem**
Briefly describe a major ecosystem of your country.
- Event**
Describe a biodiversity-related event in your country. Can be featured in the home page 'latest' listing or in image slider.
- FAQ**
Frequently asked questions are feature in a separate website section and should contains questions from your users or common issues.
- Gallery**
Group multiple images into a nice image gallery.
- Landing Page**
Use this for very complex dynamic pages made up of dynamic content listing from other sections of your website. This is an advanced feature and might require some training to use.

Add a landing page
by clicking on
Landing Page

Creating Landing Pages (Site Managers only)

Edit Landing Page Biodiversity overview

View Edit Delete Layout Revisions Translate

My account » Administration » Configuration » Development

There is no content for this content type. Instead you edit the layout and add existing listings and blocks to the page. You can access the layout button once you create the page.

Title *

Biodiversity overview

Content publishing

Body

Body : Description of your page (Don't fill in anything for now! If you write something it will show but also **"body"** when viewing the page. This is a bug that needs to be fixed)

Text format: Basic HTML

Optional text to use within the page layout.

Special Use: None

Save Delete

Title of the landing page

Add as submenu item under Biodiversity (See earlier chapters)

Published

Last saved: 11/13/2020 - 09:22

Author: hdekoeijer@naturalsciences.be

MENU SETTINGS

☒ Provide a menu link

Menu link title

Biodiversity overview

Description

Shown when hovering over the menu link.

Parent item

-- Biodiversity

Weight

-50

Menu links with lower weights are displayed before

URL ALIAS

☐ Generate automatic URL alias

Uncheck this to create a custom alias below.

URL alias

/biodiversite

Create a URL Alias (See earlier Chapter)

Don't forget to Save !

Creating Landing Pages (Site Managers only)



Han Demo Biodiversity

National Clearing-House Mechanism Demonstration Website

[HOME](#) [ABOUT US](#) [BIODIVERSITY](#) [IMPLEMENTATION](#) [INFORMATION](#)

Biodiversity Overview2

Landing Page **Biodiversity Overview2** has been created.

[View](#)[Edit](#)[Delete](#)[Layout](#)[Revisions](#)[Translate](#)

Click on **Layout** to
develop your
Landing Page

Quick links

[Home](#)

CBD links

[CBD](#)[Strategic Plan for Biodiversity](#)[Aichi Biodiversity Targets](#)[CHM Network](#)[CHM Information services](#)[BCH](#)[ABSCH](#)

Bioland

[CBD country profile](#)[InforMEA country profile](#)[UNEP country profile](#)[United Nations country profile](#)[Biodiversity Indicators Summary](#)[Citizens species observations](#)

Social Media

[Twitter](#)[Facebook](#)[Instagram](#)[YouTube](#)[LinkedIn](#)

Creating Landing Pages (Site Managers only)

Edit layout for *Biodiversity Overview2*

View Edit Delete Layout Revisions Translate

This layout builder tool allows you to configure the layout of the main content area.
To manage other areas of the page, use the [block administration page](#).
Forms and links inside the content of the layout builder tool have been disabled.

☒ Save layout

☒ Show content preview

Content publishing

You are editing the layout for this Landing Page content item.

Information on the layout builder

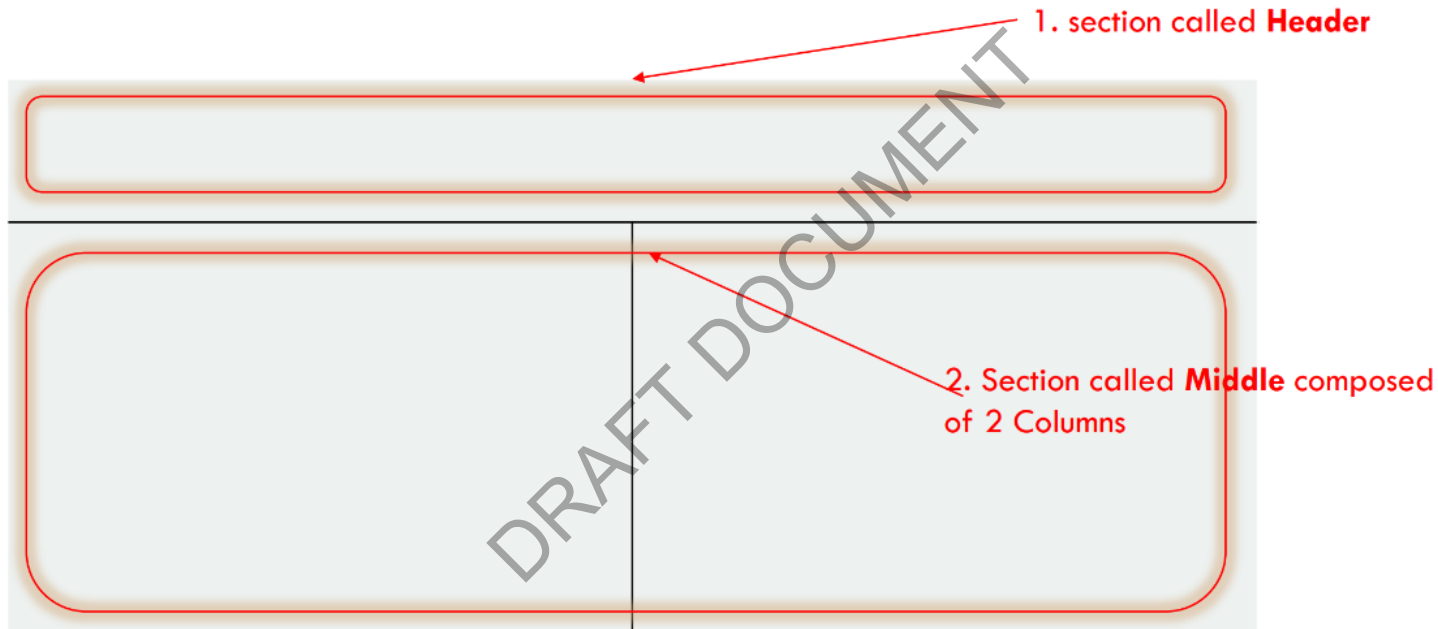
Add section to your layout

Add block to a section

DRAFT DOCUMENT

Creating Landing Pages (Site Managers only)

We will make a layout that looks like the table below



Creating Landing Pages (Site Managers only)



Edit layout for *Biodiversity Overview2*

View Edit Delete Layout Revisions Translate

This layout builder tool allows you to configure the layout of the main content area.

To manage other areas of the page, use the [block administration page](#).

Forms and links inside the content of the layout builder tool have been disabled.

☒ Save layout

☒ Show content preview

Content publishing

You are editing the layout for this Landing Page content item.

+ Add section

Configure Section 1

Placeholder for the "Body" field

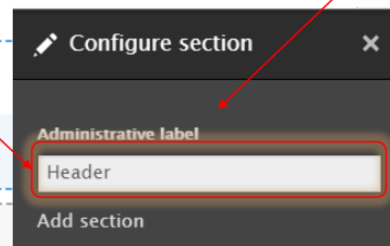

+ Add block

+ Add section

2. Choose **One column**

1. Click on **Add section**
A side window will appear

3. Type the **administrative label** and click on **Add section**



Creating Landing Pages (Site Managers only)



Belgian Clearing House Mechanism

Repeat the steps to create the section with Two Columns

Content publishing

You are editing the layout for this Landing Page content item.

You have unsaved changes.

1. Click on **Add section**
A side window will appear

+ Add section

Configure Header

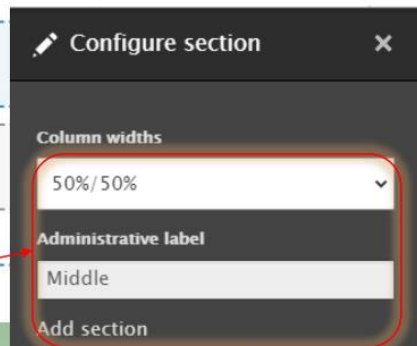
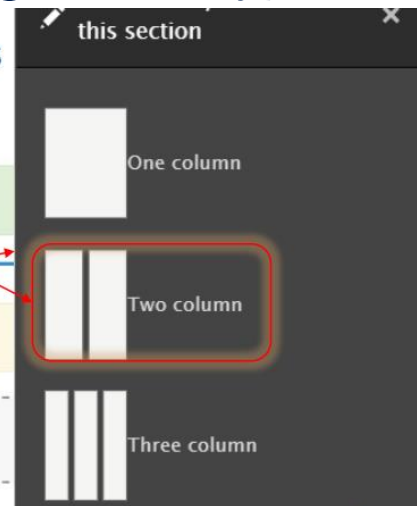
+ Add block

+ Add section

Configure Section 2


3. Choose the **Columns widths**;
4. Type the **administrative label** Middle
5. Click on **Add section**

2. Choose **Two column**





Creating Landing Pages (Site Managers only)

Repeat the steps to create the section with Two Columns


 

 Configure Header


 Add block

 Add section

 Configure Middle

 Add block

 Add block

 Add section

 Configure Section 3

Placeholder for the "Body" field

 Add block

1. Click on Add block
A side window will appear

Creating Landing Pages (Site Managers only)

1. Slide down


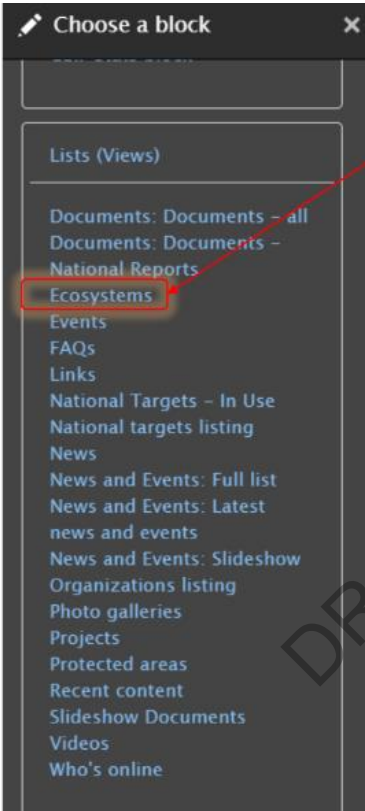
2. Choose **Ecosystems**

3. A new window will open

4. Configure the block

5. Un-click the box so the title won't show

6. Click on **Add block**



The image shows a sequence of steps for creating a landing page. It starts with a 'Choose a block' dialog where 'Ecosystems' is selected under 'Lists (Views)'. This leads to a 'Configure block' dialog where the 'Display title' checkbox is unchecked and the 'Add block' button is highlighted.



Creating Landing Pages (Site Managers only)

You have unsaved changes.

Repeat the steps to add the block Protected areas in the left column. Keep the Title this time

+ Add section

Configure Header

+ Add block

1. Click on **Add block**
A side window will appear

+ Add section

Configure Middle

+ Add block

Ocean

Saline water covers approximately 360,000,000 km² (140,000,000 sq mi) and is customarily divided into several principal oceans and smaller seas, with the ocean covering approximately 71% of Earth's surface and 90% of the Earth's biosphere.[6] The ocean contains 97% of Earth's water, and

[READ MORE »](#)



Creating Landing Pages (Site Managers only)

You have unsaved changes. **You have unsaved changes! Save your Layout**

This layout builder tool allows you to configure the layout of the main content area. To manage other areas of the page use the [block administration page](#). Forms and links inside the content of the layout builder tool have been disabled.

☒ Save layout

☒ Show content preview

Content publishing

Configure Header

Configure Middle

The block with **Protected Areas**

The block with **Ecosystems**

Protected areas listing

Bogd Khan Mountain

The Bogd Khan Mountain, along with Bioland's other sacred mountains **Burkhan Khaldun** and **Otgontenger**, was added to the UNESCO World Heritage Tentative List on August 6, 1996 in the Cultural category. World Heritage sites are those that exhibit universal natural or cultural

[READ MORE »](#)

Ocean

Saline water covers approximately 360,000,000 km² (140,000,000 sq mi) and is customarily divided into several principal oceans and smaller seas, with the ocean covering approximately 71% of Earth's surface and 90% of the Earth's biosphere.[6] The ocean contains 97% of Earth's water, and

[READ MORE »](#)

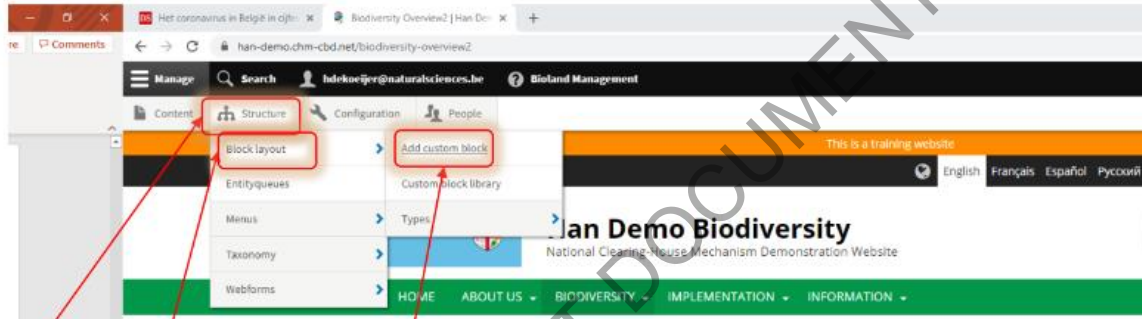
Lawns

A lawn is an area of soil-covered land planted with grasses or (rarely) other durable plants such as clover which are maintained at a short height with a

[Add block](#)

Creating Landing Pages (Site Managers only)

We will now create and add custom blocks for **GBIF Stat** and the **Ecosystem of the Month**



1. Click on **Structure**

2. Hover over **Block layout**

3. Click on **Add custom block**

Creating Landing Pages (Site Managers only)

Edit custom block *gbif-en*

[Edit](#) [Delete](#) [Translate](#)

[My account](#) » [Administration](#) » [Configuration](#) » [Development](#)

Title

GBIF-stat

Block description *

gbif-en

A brief description of your block.

Body

Information on GBIF data from Belgium can be found [here](#)

Text format Basic HTML ▾

Language

English ▾

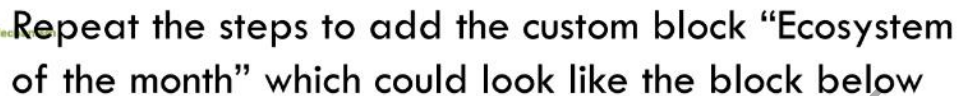
The custom block language code.

1. Add a short title for your custom block

2. Add a brief Block description

3. Add a short text with a link to the GBIF – Stat as described in manual 6

Don't forget to **Save** your **custom block**!



1. You can add a link to the ecosystem wetland in your site if it exists.

Creating Landing Pages (Site Managers only)



Add the custom blocks to the left column of your landing page

1. Click on + Add block

+ Add section

Configure Middle

Protected areas listing

Bogd Khan Mountain

The Bogd Khan Mountain, along with Bioland's other sacred mountains **Burkhan Khaldun** and **Otgontenger**, was added to the UNESCO World Heritage Tentative List on August 6, 1996 in the Cultural category. World Heritage sites are those that exhibit universal natural or cultural

[READ MORE »](#)

Ocean

Saline water covers approximately 360,000,000 km² (140,000,000 sq mi) and is customarily divided into several principal oceans and smaller seas, with the ocean covering approximately 71 % of Earth's surface and 90% of the Earth's biosphere.[6] The ocean contains 97% of Earth's water, and

[READ MORE »](#)

Lawns

A lawn is an area of soil-covered land planted with grasses or (rarely) other durable plants such as clover which are maintained at a short height with a lawnmower and used for aesthetic and recreational purposes. Common characteristics of a lawn are that it is composed only of grass species. It is

[READ MORE »](#)

+ Add block

Creating Landing Pages (Site Managers only)



Both are available under **Custom**

1. Choose **Ecosystem of the month**



2. Un-click the box so the title won't show

3. Click on **Add block**

DRAFT DOCUMENT

Creating Landing Pages (Site Managers only)



Protected areas shows
as first as first added
to the blocks

Protected areas listing

Bogd Khan Mountain

The Bogd Khan Mountain, along with Bioland's other sacred mountains **Burkhan Khaldun** and **Otgontenger**, was added to the UNESCO World Heritage Tentative List on August 6, 1996 in the Cultural category. World Heritage sites are those that exhibit universal natural or cultural

[READ MORE »](#)



Ecosystem of the month

Wetland of International Importance (Ramsar site)



You can move **GBIF-Stat** in the list to the first place by drag and drop

GBIF-stat

Information on GBIF data from Belgium can be found [here](#)

Ocean

Saline water covers approximately 360,000,000 km² (140,000,000 sq mi) and is customarily divided into several principal oceans and smaller seas, with the ocean covering approximately 71% of Earth's surface and 90% of the Earth's biosphere.[6] The ocean

[READ MORE »](#)



Lawns

A lawn is an area of soil-covered land planted with grasses or (rarely) other durable plants such as clover which are maintained at a short height with a lawnmower and used for aesthetic and recreational purposes. Common characteristics of a lawn are that it is composed only of grass species. It is

[READ MORE »](#)



Delta

A river delta is a landform that forms from deposition of sediment carried by a river as the flow leaves its mouth and enters slower-moving or standing water. This occurs where a river enters an ocean, sea, estuary, lake, reservoir, or (more rarely) another river that cannot transport away the

[READ MORE »](#)



Cliffs

In geography and geology, a cliff is a vertical, or nearly vertical, rock exposure. Cliffs are formed as erosion landforms by the processes of weathering



Creating Landing Pages (Site Managers only)

When Hovering over the block you can

1. Configure the block

2. Remove Block

Don't forget to save your changes !

Bogd Khan Mountain

The Bogd Khan Mountain, along with Bioland's other sacred mountains **Burkhan Khaldun** and **Otgontenger**, was added to the UNESCO World Heritage Tentative List on August 6, 1996 in the Cultural category. World Heritage sites are those that exhibit universal natural or cultural

[READ MORE »](#)



Lawns

A lawn is an area of soil-covered land planted with grasses or (rarely) other durable plants such as clover which are maintained at a short height with a lawnmower and used for aesthetic and recreational purposes. Common characteristics of a lawn are that it is composed only of grass species. It is

[READ MORE »](#)



Ecosystem of the month

Wetland of International Importance (Ramsar site)



Configure

Move

Remove block

Delta

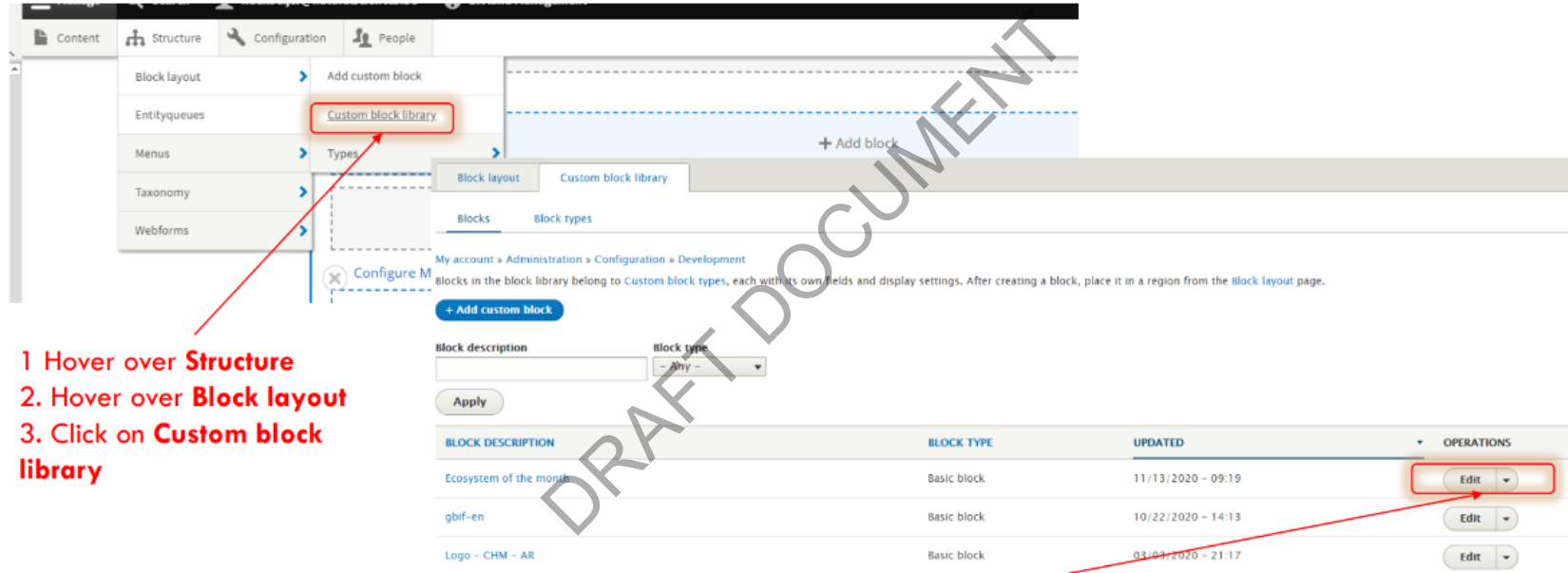
A river delta is a landform that forms from deposition of sediment carried by a river as the flow leaves its mouth and enters slower-moving or standing water. This occurs where a river enters an ocean, sea, estuary, lake, reservoir, or (more rarely) another river that cannot transport away the

[READ MORE »](#)



Changing Custom Blocks

CHANGING CUSTOM BLOCKS



1 Hover over **Structure**
2. Hover over **Block layout**
3. Click on **Custom block library**

My account » Administration » Configuration » Development
Blocks in the block library belong to Custom block types, each with its own fields and display settings. After creating a block, place it in a region from the Block layout page.

+ Add custom block

Block description: Block type:

Apply

BLOCK DESCRIPTION	BLOCK TYPE	UPDATED	OPERATIONS
Ecosystem of the month	Basic block	11/13/2020 - 09:19	Edit
gbif-en	Basic block	10/22/2020 - 14:13	Edit
Logo - CHM - AR	Basic block	03/03/2020 - 21:17	Edit

4. New window will open
5. Click on **Edit** to edit the custom block you want to

Thank you for your attention!

Presenter

contact details

DRAFT DOCUMENT